



DESIGN / BUILD SERVICES BY:

**JOPLIN CONSTRUCTION DESIGN & MANAGEMENT, INC.**  
610 WALL AVENUE / P.O. BOX 1604  
JOPLIN, MISSOURI 64801  
PHONE: (417) 781-4288  
FAX: (417) 781-4480  
WWW.JCDM.COM

**GRACE**  
UNITED METHODIST CHURCH  
LEE'S SUMMIT, MISSOURI

PROTOTYPE

(PRELIMINARY DRAWINGS  
NOT FOR CONSTRUCTION)

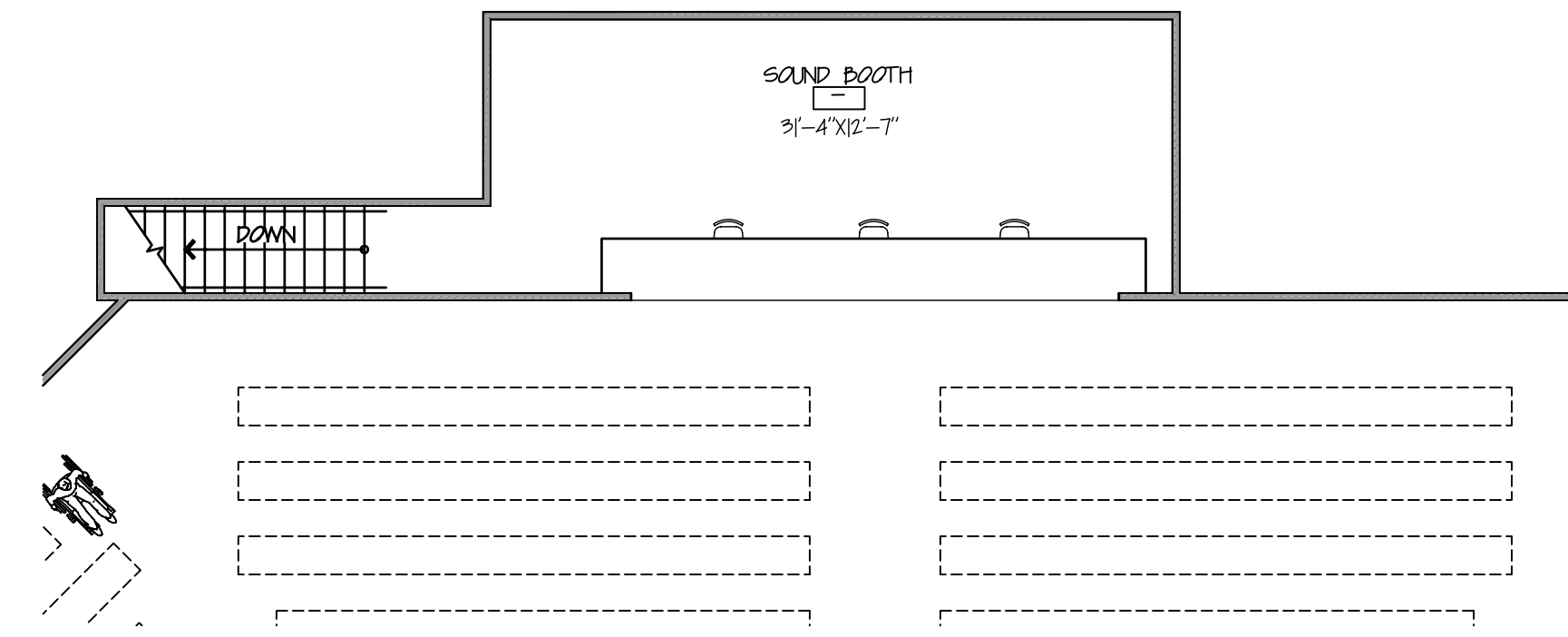
SCALE: (AS-NOTED)

DATE:  
DECEMBER 2008  
REVISIONS: \_\_\_\_\_  
REVISIONS: \_\_\_\_\_  
REVISIONS: \_\_\_\_\_

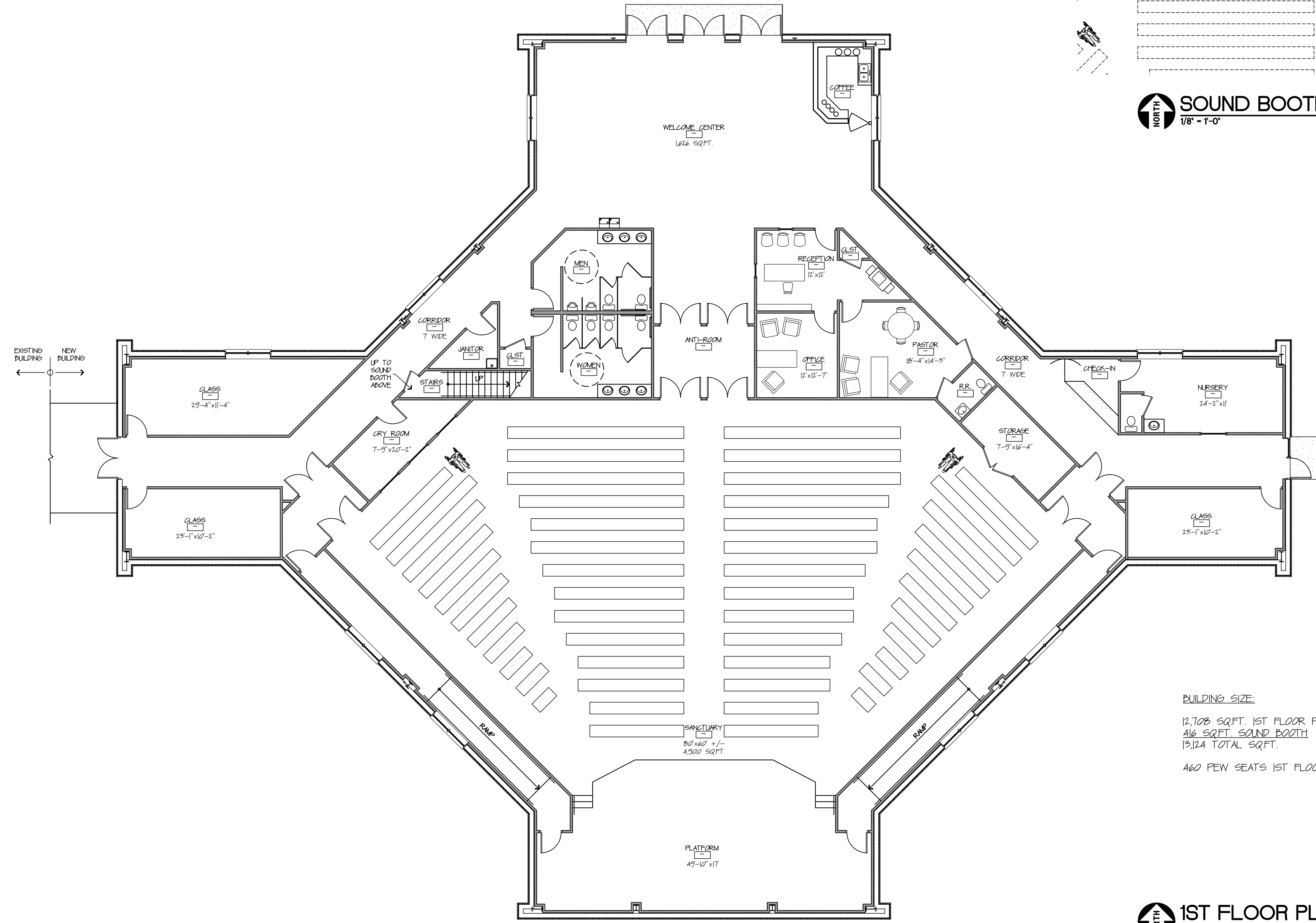
DRAWN BY:  
DC SCHULTZ

PROJECT #  
1020

SHEET #  
**A101**



**SOUND BOOTH FLOOR PLAN**  
1/8" = 1'-0"



BUILDING SIZE:  
12,708 SQFT. 1ST FLOOR PLAN  
416 SQFT. SOUND BOOTH  
13,124 TOTAL SQFT.  
460 PEW SEATS 1ST FLOOR

**1ST FLOOR PLAN (PHASE ONE)**  
1/8" = 1'-0"

SOUTHEAST SHENANDOAH DRIVE

PETENTION POND

EXISTING PARKING  
NEW PARKING

BASEBALL FIELD

NEW BUILDING

EXISTING BUILDING


SIGN

SOUTHEAST BLUE PARKWAY

STATE HIGHWAY 50

CHURCH STREET

**SITE PLAN**  
N.T.S.



DESIGN / BUILD SERVICES BY:  
**JOPLIN CONSTRUCTION DESIGN & MANAGEMENT, INC.**  
610 WALL AVENUE / P.O. BOX 1604  
JOPLIN, MISSOURI 64801  
PHONE: (417) 781-4288  
FAX: (417) 781-4480  
WWW.JCDM.COM

**GRACE**  
UNITED METHODIST CHURCH  
LEE'S SUMMIT, MISSOURI

PROTOTYPE

(PRELIMINARY DRAWINGS  
NOT FOR CONSTRUCTION)

SCALE: (AS-NOTED)

DATE:  
DECEMBER 2008  
REVISIONS: \_\_\_\_\_  
REVISIONS: \_\_\_\_\_  
REVISIONS: \_\_\_\_\_

DRAWN BY:  
DC SCHULTZ

PROJECT #  
1020

SHEET #

**C101**